


KEEP IT DRY

E

HVAC/R
Service Products



The New Symbol
for Energy
Conservation



The New Symbol for Energy Conservation

The Electronic Energy Control System (EECS™) reins in energy consumption by operating at the minimum possible power for the amount of detected condensate.

As the world becomes increasingly energy conscious, REFCO continues to make energy efficiency a priority. Advances like EECS™ technology result in proven, measurable benefits for installers and end users, including reduced power usage, lower energy costs, and greener condensate pump operation.

The new REFCO keep it dry range condensate pumps operate with a higher year-round efficiency than conventional condensate pumps.

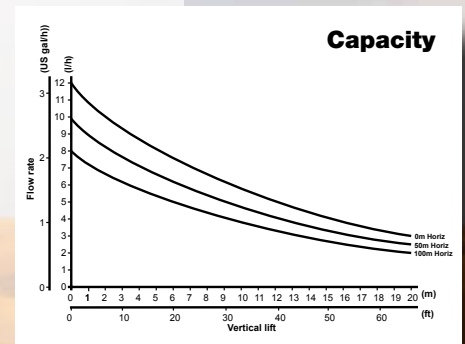
The result of the EECS™ leads to amazingly quiet and efficient operation.



The Versatile Condensate Pump

The **SAHARA** is a solid state electronic condensate removal system designed to fit neatly inside even the smallest high wall split air conditioners or trunking. The SAHARA's electronic reservoir sensing unit eliminates all worries about positioning. This versatile little unit is so easy-going that you're spoilt for choice.

- Electronic Energy Control System (EECS™) with alarm circuit
- Soft start with EECS™
- No float to stick
- Thermal protection
- Tiny reservoir – sensing unit
- Low profile for ease of mounting
- Amazingly quiet
- Fits all wall-mount splits
- CE and UL marked



SAHARA



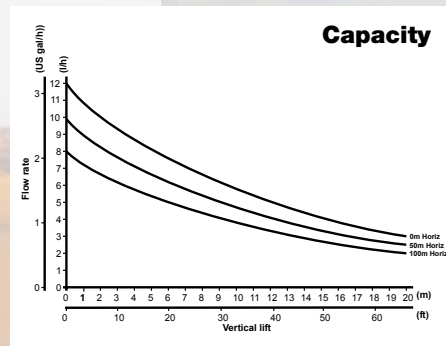
- | | |
|----------------------|---|
| Power supply: | 120/240 V,
50/60 Hz Auto sensing |
| Power consumption: | 16 W max., 0.25 when idle |
| Alarm relay: | 5 A, 30 VDC,
250 VAC Break on fault |
| Capacity: | 12 litres/hour max. (3.17 US gal/h) |
| Discharge head: | >20 m (65 ft) vertical,
>100 m (328 ft) horizontal
1 m max. (3.28 ft) suction |
| Ambient temp: | 0° C - 40° C (32° F to 104° F) |
| Material: | Flame retardant ABS - UL94 5 VA |
| Discharge tube: | 6 mm (1/4") ID |
| Supply cable length: | 1.5 m, (5 ft) |
| Pump-sensor-tube: | Length 5 ft, dia. 3.3 mm (1/8") |
| Dimensions pump: | 135 x 46 x 32 mm
(5.3" x 1.8" x 1.26") |
| Dimensions sensor: | 45 x 36 mm dia.
(1.8" x 1.4" dia.) |

Part No: 4678482

The Compact Condensate Pump

The **YUMA** condensate pump is easy to fit and easy to maintain – the pump is made for installers. Speedy fitting is assured with the YUMA. Completely automatic operation is enhanced by the intelligent Electronic Energy Control System (EECS™) circuitry to guarantee quiet starting and stopping, as well as power control to regulate the amount of energy required to remove the condensate.

- Electronic Energy Control System (EECS™) with alarm circuit
- Soft start with EECS™
- Powerful and compact
- No float to stick
- Thermal protection
- Amazingly quiet
- High water alarm and cut-out switch
- Vertical or horizontal mounting
- Fits all high-wall-mount air conditioners
- CE and UL marked



YUMA




Power supply: 120/240 V, 50/60 Hz Auto sensing
Power consumption: 16 W max., 0.25 when idle
Alarm relay: 5 A, 30 VDC,
250 VAC Break on fault
Capacity: 12 litres/hour max. (3.17 US gal/h)
Discharge head: >20 m (65 ft) vertical,
>100 m (328 ft) horizontal
1 m max. (3.28 ft) suction
Ambient temp: 0° C - 40° C (32° F to 104° F)
Material: Flame retardant ABS - UL94 5 VA
Discharge tube: 6 mm (1/4") ID
Dimensions: 175 x 46 x 40 mm
(6.9" x 1.8" x 1.6")

Part No: 4678520

The Aesthetic Condensate Pump

GOBI



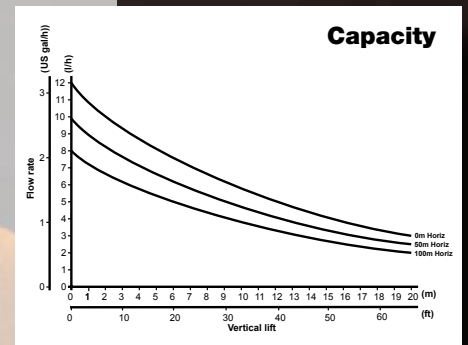
Guaranteed original with the unique orange damping feet for silent operation



Can be mounted left or right

The new **GOBI** is a condensate discharge module designed to be fitted below modern wall mounted air conditioners. The new design and technology makes the GOBI our most innovative water sensing system ever. The GOBI pump incorporates the Electronic Energy Control System (EECS™), microprocessor control delivers a smooth unobtrusive pump operation. The new GOBI offers a range of advantages and benefits for installers like:

- Electronic Energy Control System (EECS™) with alarm circuit
- Soft start with EECS™
- Quick, simple trouble free installation
- Aesthetic design blends in naturally into its surroundings
- Thermal protection
- Amazingly quiet
- Built-in non-return valves
- Fits all high-wall-mount air conditioners
- CE and UL marked



Power supply: 120/240 V, 50/60 Hz Auto sensing
 Power consumption: 16 W max., 0.25 when idle
 Alarm relay: 5 A, 30 VDC, 250 VAC Break on fault
 Capacity: 12 litres/h max. (3.17 US gal/h)
 Discharge head: >20 m (65 ft) vertical, >100 m (328 ft) horizontal
 1 m max. (3.28 ft) suction
 Ambient temp.: 0° C - 40° C (32° F to 104° F)
 Material: Flame retardant ABS - UL94 5 VA
 Discharge tube: 6 mm (1/4") ID
 Dimensions: 286 x 61 x 53 mm (11.3" x 2.4" x 2")

Part No: 4678538

The Smart, Submersible Condensate Pump

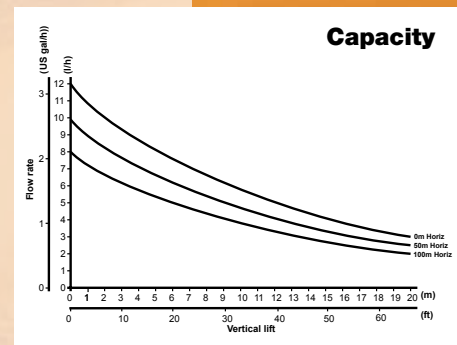


KAROO

The **KAROO** drain pan pump is a submersible condensate removal pump designed to automatically remove condensate water from refrigerated cases, dehumidifiers, fan coils and air conditioning systems. The pump is intended to be installed within a collection tray inside the equipment. The water level is measured by an Electronic Energy Control System (EECS™) that controls the operation of the pump via the fully-encapsulated circuitry.

- Electronic Energy Control System (EECS™) with alarm circuit
- Soft start with EECS™
- All electrical components safely encapsulated against moisture ingress
- Submersible
- Amazingly quiet
- Powerful and compact
- Filter and non-return valves built in
- No mechanical floats to stick
- CE and UL marked

Power supply: 120/240 V,
50/60 Hz Auto sensing
Power consumption: 16 W max., 0.25 when idle
Alarm relay: 5 A, 30 VDC,
250 VAC Break on fault
Capacity: 12 litres/h max. (3.17 US gal/h)
Discharge head: >20 m (65 ft) vertical,
>100 m (328 ft) horizontal
1 m max. (3.28 ft) suction
Ambient temp: 0° C - 40° C (32° F to 104° F)
Material: Flame retardant ABS - UL94 5 VA
Discharge tube: 6 mm (1/4") ID
Dimensions: 160 x 43 x 34 mm
(6.3" x 1.7" x 1.3")



Part No: 4678512

Water Sensor Switch and Inverter Check Kit



AquaSwitch

The **AQUASWITCH** is an electronic Water Switch for valves, pumps and alarms. The AQUASWITCH is a small controller with a sensitive electronic circuit encapsulated inside. Constructed for all applications where a reliable switch is needed to control or indicate the presence of water.

- Electronic switch
- Water detection with accurate switching level
- AquaSensor electronic water detector has no moving parts and non-contact sensing
- All components totally encapsulated for safety against moisture ingress
- High reliability
- Small enough to be used in restricted spaces

Voltage: 95 - 254 V, 50 Hz
Max. switched relay current: 5 A
Relay switch-off delay: 2.5 +/- 0.5 seconds
Ambient temperature range: 0° C - 75° C (32° F - 167° F)

Water Level for Switching Relay: 10 +/- 5 mm (1/8" +/- 1/5") (depends on water quality)

Cable Length: 500 mm (20")

Part No: 4678741

AquaSwitch-24

Voltage: 24 V AC/DC

Part No: 4678546



Inverter Check Kit

The **INVERTER CHECK KIT** is an invaluable tool for the analysis of problems with inverted-fed air conditioners. Designed to be used both in installation and maintenance, this kit can indicate correctly-operating inverter power stages, as well as the serial-link communication between the condensing unit and the indoor units. This allows the air conditioning engineer to easily identify faults and reduces the time required for analysis and repair. The kit contains the electronic module with a set of leads for testing the serial communications links, as well as a selection of cables and connectors for the power output terminals of the inverter.

- Suitable for all sizes and manufacturer's air conditioners
- Crocodile clips, hook connectors and cable sets provided
- Shows up damage to Inverter Output Stage
- Identifies pc-board or wiring faults on Data Link Circuits
- LED indicators show correct operation

Dimension: 81 x 73 x 28 mm (LxWxH)
(3.19" x 2.88" x 1.10")

Part No: 4678571

**HVAC/R
Service Products**



REFCO Manufacturing Ltd.
Industriestrasse 11
CH-6285 Hitzkirch (Switzerland)

Phone: +41 41 919 72 82
Fax: +41 41 919 72 83
info@refco.ch
www.refco.ch